

## PREP'ART

### Steel, damaged panel

#### A 1.2

#### Process description

PREP'ART is a system of 6 matching processes for refinishing all substrates commonly encountered in automotive coating operations.

These processes have been developed in order to enable professional refinishers to maintain the quality standards of high-grade automotive finishes with outstanding efficiency.

#### Substrates

- Bare automobile body sheet
- Electro-coated surfaces
- R-M fillers
- Automotive OEM finishes, fully cured and solvent-resistant
- Automotive refinishes, fully cured and solvent-resistant

#### Products required

- PK 700, PK 1000 or PK 2000
- STOP UNI
- EUROFILL
- PERFECTFILLER WHITE / GREY / BLACK
- DIRECTFILLER WHITE / GREY / BLACK
- PROFILLER WHITE / GREY / BLACK
- R-M topcoat



#### Safety instructions

It cannot be ruled out that these products contain particles < 0.1 µm.

The products are suitable for professional use only.

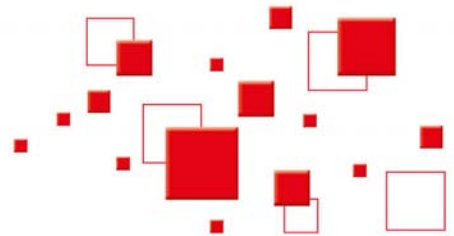
For the use of these products please adhere to the actual safety recommendations and the personal protective equipment.

#### Pre-treatment

	Degreasing PK 700 or PK 1000
	Sanding P80 / P150
	Degreasing PK 700 or PK 1000

The data contained in this publication are based on our current knowledge and experience. In view of the many factors that may affect processing and application of our products, these data do not relieve processors from carrying out their own investigations and tests; neither do these data imply any guarantee of certain properties, nor the suitability of the products for a specific purpose. Any descriptions, drawings, photographs, data, proportions, weights etc. given herein are for general information purpose only; they may change without prior information and do not constitute the agreed contractual quality of the products (product specification). The latest version supersedes all previous versions. You can obtain the latest version from our website at [www.mppaint.com](http://www.mppaint.com) or directly from your sales partner. It is the responsibility of the recipient of our products to ensure that any proprietary rights and existing laws and legislation are observed.

R-M Automotive Refinish Paints, Z.I. du Merret F-60676 Clermont de l'Oise Cedex, Tel. (+33) (0) 3 44 77 77 77, 11/2017



## PREP'ART

Steel, damaged panel

A 1.2

### Putty

	STOP UNI Hardener	100 g 3 g
	Coats: Film thickness:	2 – 3 2 – 3 mm max.
	20°C 60°C	20 min. 10 min.
	(short wave) (medium wave)	4 min. 50 % 6 min.
	Dry with P80, P150, P240	

### Option 1 Primer filler application direct to metal.

Clean the surface with PK 1000 before applying DIRECTFILLER.

	DIRECTFILLER WHITE / GREY / BLACK D 701 FR 500 / R 2100 / R 2200 / R 2300	100% by vol. 20% by vol. 20% by vol.	100 g 13 g 11 g
	Spraycoats: Film thickness:	½ + 1 50 – 70 µm	
	Drying at 20°C: Drying at 60°C:	12 hours 35 min.	
	(short wave)	10 min.	

# Technical Information




## PREP'ART

Steel, damaged panel






A 1.2

or


### Option 2 Primer / Filler application

	<b>EUROFILL</b> <b>EUROFILL CATALYST</b>	100% by vol. 100% by vol.
	Spraycoats: Film thickness:	2 10 – 15 µm
	Flash-off time at 20°C:	approx. 15 min.

### Filler

	<b>PERFECTFILLER GREY</b> <b>D 70 / D 80</b> <b>FR 500 / R 2100 / R 2200 / R 2300</b> You may use <b>PROFILLER WHITE / GREY &amp; BLACK</b> or <b>PERFECTFILLER WHITE / BLACK</b> instead of <b>PERFECTFILLER GREY</b>	100% by vol. 25% by vol. 25% by vol.	
	Spraycoats: Film thickness:	2 50 – 70 µm	3 80 – 120 µm
	Drying at 20°C Drying at 60°C	3 hours 20 min.	
	(short wave)	9 min.	
	Dry with P400, then degrease with PK 2000.		

### Topcoat

	<b>DIAMONT, ONYX HD, UNO HD, UNO HD CP, UNO HD CP PLUS</b> Apply in accordance with the Technical Data Sheet
---	---