

UV paintsystem

Paint system with 1K UV primer filler for repairs on metal parts

A 1.7.1

Process description

High efficient repair solution for small / medium damages on car panels by using 1K UV-A technology primer filler. Lower energy consumption and shorter process times compared to existing repair solutions. UV technology allows fast drying with nearly no impact on substrate temperature.

Substrates

- Bare automobile body sheet
- Electro-coated surfaces
- R-M fillers
- Automotive OEM finishes, fully cured and solvent-resistant
- Automotive refinishes, fully cured and solvent-resistant

Products required

- PK 700, PK 1000, PK 2000
- STOP UNI
- LIGHT FILLER GREY P 2530
- R-M topcoat




Safety instructions

It cannot be ruled out that these products contain particles < 0.1 µm.

The products are suitable for professional use only.

For the use of these products, please adhere to the actual safety recommendations and the personal protective equipment.

Pre-treatment

	Degreasing PK 700 or PK 1000
	Mechanical de-rusting of damaged areas with P80 / P150
	Degreasing PK 700 or PK 1000

The data contained in this publication are based on our current knowledge and experience. In view of the many factors that may affect processing and application of our products, these data do not relieve processors from carrying out their own investigations and tests; neither do these data imply any guarantee of certain properties, nor the suitability of the products for a specific purpose. Any descriptions, drawings, photographs, data, proportions, weights etc. given herein are for general information purpose only; they may change without prior information and do not constitute the agreed contractual quality of the products (product specification). The latest version supersedes all previous versions. You can obtain the latest version from our website at www.mpaint.com or directly from your sales partner. It is the responsibility of the recipient of our products to ensure that any proprietary rights and existing laws and legislation are observed.







R-M Automotive Refinish Paints, Z.I. du Merret F-60676 Clermont de l'Oise Cedex, Tel. (+33) (0) 3 44 77 77 77, 11/2017

UV paintsystem

Paint system with 1K UV primer filler for repairs on metal parts

A 1.7.1

Putty







	STOP UNI Hardener	100 g 3 g
	Coats: Film thickness:	2 – 3 2 – 3 mm max.
	20°C 60°C	20 min. 10 min.
	(short wave) (medium wave)	4 min. 50 % 6 min.
	Dry with P80, P150, P240, P320	
	Degreasing PK 2000	

UV paintsystem

Paint system with 1K UV primer filler for repairs on metal parts


A 1.7.1

LIGHT FILLER GREY P 2530

	Material is ready for use		
	HVLP gravity-feed spraygun RP gravity-feed spraygun	1.1 1.1	2.0 bar 2.0 bar
	Spray coats Film thickness	½ + 1 max. 120 µm	
	Flash off at 20°C Depending on the film thickness the flash off time might be longer		20 s between spray coats
	UV drying (UV-A > 6 mW/cm²)		5 min.
	P400 – P500		
	Degreasing PK 2000		

Note: Do not spray until hiding. If higher film thicknesses are necessary, a second layer LIGHT FILLER GREY P2530 can be applied with intermediate sanding after having dried the first layer. For good drying properties respect the distance and heat up time of the lamp and be aware of shadow edges

Topcoat

	DIAMONT, ONYX HD, UNO HD, UNO HD CP, UNO HD CP PLUS Apply in accordance with the Technical Data Sheet
---	--