

Putty guide

B 1







Safety instructions

It cannot be ruled out that these products contain particles < 0.1 µm.

The products are suitable for professional use only.

For the use of these products please adhere to the actual safety recommendations and the personal protective equipment.

Aluminum, steel and galvanized substrates

	PK 700 , PK 900 or PK 1000
	Sand periphery with P80 and P150.
	Apply STOP MULTI or STOP UNI.
	P150
	Apply STOP MULTI, STOP UNI or STOP EXTRA FIN.
	P240







The data contained in this publication are based on our current knowledge and experience. In view of the many factors that may affect processing and application of our products, these data do not relieve processors from carrying out their own investigations and tests; neither do these data imply any guarantee of certain properties, nor the suitability of the products for a specific purpose. Any descriptions, drawings, photographs, data, proportions, weights etc. given herein are for general information purpose only; they may change without prior information and do not constitute the agreed contractual quality of the products (product specification). The latest version supersedes all previous versions. You can obtain the latest version from our website at www.mpaint.com or directly from your sales partner. It is the responsibility of the recipient of our products to ensure that any proprietary rights and existing laws and legislation are observed.

R-M Automotive Refinish Paints, Z.I. du Merret F-60676 Clermont de l'Oise Cedex, Tel. (+33) (0) 3 44 77 77 77, 12/2014

Putty guide

B 1

Non-galvanized substrates

	PK 700 or PK 900
	Sand periphery with P80 and P150.
	Apply STOP FIN, STOP UNI or STOP MULTI
	P150
	Apply STOP MULTI, STOP UNI or STOP EXTRA FIN.
	P240

Extensive surface damage: see B 1.1, Vehicles damaged by hail.

Putty on plastic parts: see A 1.6, PREP'ART Plastic, damaged panel.