

STOP SILICONE

Product Category: **C 5**

Fields of use

To avoid cratering

Additional Information

Traces of grease, oils and particularly silicone oils on the surface to be painted, in paint products or in the spraying air can cause surface defects such as "craters" or "fish eyes" in the paint film. In the medium and long term the root cause of cratering has to be identified and eliminated.

STOP SILICONE is a short-term remedy to prevent cratering in individual repairs.

Technical characteristics

Solids content 3.0 % ± 2	Density 0.820– 0.920 g/cm ³
Storage temperature min. 5°C to max. 45°C	Shelf life 36 months

Application

The product is ready for use.

Substrate / Pre-treatment / Cleaning

Clean with PK 700 or PK 900.

Sand (well-cured old paintwork and R-M fillers with P400).

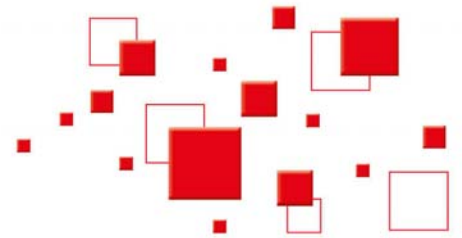
Clean with PK 2000.




The data contained in this publication are based on our current knowledge and experience. In view of the many factors that may affect processing and application of our products, these data do not relieve processors from carrying out their own investigations and tests; neither do these data imply any guarantee of certain properties, nor the suitability of the products for a specific purpose. Any descriptions, drawings, photographs, data, proportions, weights etc. given herein are for general information purpose only; they may change without prior information and do not constitute the agreed contractual quality of the products (product specification). The latest version supersedes all previous versions. You can obtain the latest version from our website at www.mppaint.com or directly from your sales partner. It is the responsibility of the recipient of our products to ensure that any proprietary rights and existing laws and legislation are observed.

R-M Automotive Refinish Paints, Z.I. du Merret F-60676 Clermont de l'Oise Cedex, Tel. (+33) (0) 3 44 77 77 77, 12/2014



STOP SILICONE



	<p>Note: 1) Use STOP SILICONE only when necessary. 2) Never use more than the recommended amounts. Compatibility with R-M products:</p>	
	Application of / with	STOP SILICONE
	UNO HD	yes
	ONYX HD DIAMONT	no no
	DIAMONTOP MS STARTOP HS CHRONOTOP	yes yes yes
	<p>Cratering: Add ¼ or max. ½ capful of STOP SILICONE per liter of ready-for-use paint.</p>	
  	<p>1) Wait until the paint coat in which craters were detected is dry. 2) Apply one or two very thin coats of paint containing STOP SILICONE to the affected areas and allow the solvents to evaporate between coats. 3) Continue to apply the clear or topcoat as indicated in the technical data sheet of the product concerned.</p>	

Finishing

Safety instructions

It cannot be ruled out that this product contains particles < 0.1 µm.

The products are suitable for professional use only.

For the use of this product please adhere to the actual safety recommendations and the personal protective equipment.