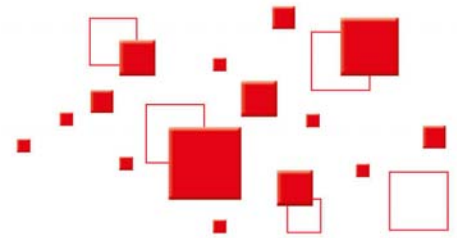


## PREP'ART

### Plastic, damaged panel

#### A 1.6



#### Process description

PREP'ART is a system of 6 matching processes for refinishing all substrates commonly encountered in automotive coating operations.

These processes have been developed in order to enable professional refinishers to maintain the quality standards of high-grade automotive finishes with outstanding efficiency.

#### Substrates

- Plastic add-on parts with surface defects
- Plastic parts repaired using a plastic repair kit (e.g., Teroson)

#### Products required

- PK 600 / PK 700 / PK 1000 / PK 2000
- STOP FLEX
- AM 870 SEALERPLAST 90
- PERFECTFILLER GREY
- FLEX





#### Safety instructions

It cannot be ruled out that these products contain particles < 0.1 µm.

The products are suitable for professional use only.

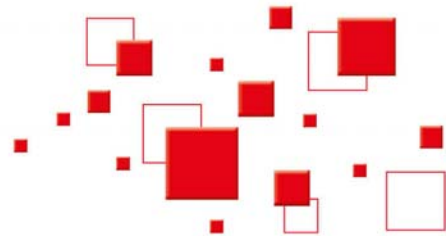
For the use of these products please adhere to the actual safety recommendations and the personal protective equipment.

#### Pre-treatment

	Degreasing PK 600	Degreasing PK 700
		Degreasing PK 1000
	Sanding P400	Sanding P400
	Degreasing PK 1000	Degreasing PK 1000

The data contained in this publication are based on our current knowledge and experience. In view of the many factors that may affect processing and application of our products, these data do not relieve processors from carrying out their own investigations and tests; neither do these data imply any guarantee of certain properties, nor the suitability of the products for a specific purpose. Any descriptions, drawings, photographs, data, proportions, weights etc. given herein are for general information purpose only; they may change without prior information and do not constitute the agreed contractual quality of the products (product specification). The latest version supersedes all previous versions. You can obtain the latest version from our website at [www.rmpaint.com](http://www.rmpaint.com) or directly from your sales partner. It is the responsibility of the recipient of our products to ensure that any proprietary rights and existing laws and legislation are observed.

R-M Automotive Refinish Paints, Z.I. du Merret F-60676 Clermont de l'Oise Cedex, Tel. (+33) (0) 3 44 77 77 77, 03/2018








## PREP'ART




Plastic, damaged panel

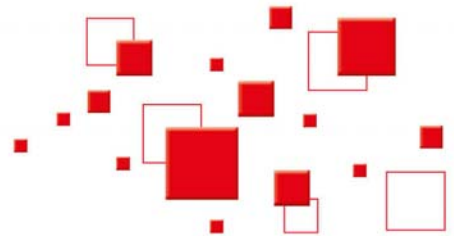
A 1.6

### Putty

	<b>STOP FLEX</b> <b>Hardener</b> Unsuitable for highly flexible plastic substrates	100 g 3 g
	Coats: Film thickness:	2 – 3 2 – 3 mm maximal
	20°C 60°C	25 – 35 min. 15 min.
	(short wave) (medium wave)	8 min. 50 % 10 min.
	Dry with P80, P150, P240, P320	

### Primer

	<b>AM 870 SEALERPLAST 90</b> shake vigorously for 2 min. before use	
	Spraycoats: Film thickness:	1 – 2 5 µm
	Flash-off 20°C:	15 min.



## PREP'ART

Plastic, damaged panel

A 1.6

### Filler

	<p>PERPECTFILLER GREY 400% by vol. 100 g                  FLEX 100% by vol. 16 g                  D 70 / D 80 150% by vol. 23 g                  FR 500 / R 2100 / R 2200 / R 2300 100% by vol. 14 g                  Alternatively, use filler mixes or mixes for highly flexible plastic parts as shown in Appendix A 1.6.1, "Undercoat mixing ratios"</p>
	<p>Spraycoats: 2                  Film thickness: 50 – 70 µm</p>
	<p>20°C 3 hours                  60°C 20 min.</p>
	<p>(short wave) 9 min.</p>
	<p>Dry with P400, then degrease with PK 2000</p>

### Topcoat

	<p>DIAMONT, ONYX HD, UNO HD, UNO HD CP, UNO HD CP PLUS                  Apply in accordance with appendices A 1.6.2 – A 1.6.4 + A 1.6.6</p>
--	---