

## Vehicles damaged by hail

### B 1.1

#### Process description

This refinishing process is particularly suitable for repairing vehicles damaged by hail.

The process is designed to enable professional refinishers to maintain the quality standards of high-grade automotive finishes with outstanding efficiency

#### Substrates

- Galvanized steel
- Aluminum
- Steel
- R-M fillers
- Automotive OEM finishes, fully cured and solvent-resistant
- Electro-coated surfaces

#### Products required

- PK 700 / PK 900 / PK 2000
- STOP UNI
- AKROFILL
- STOP FILLER II
- PERFECTFILLER GREY / WHITE / BLACK
- PROFILLER GREY / WHITE / BLACK
- R-M topcoat




#### Safety instructions

It cannot be ruled out that these products contain particles < 0.1 µm.

The products are suitable for professional use only.

For the use of these products please adhere to the actual safety recommendations and the personal protective equipment.

#### Pre-treatment

	Degreasing PK 700 or PK 900
	Sanding P80 / P150
	Degreasing PK 700






The data contained in this publication are based on our current knowledge and experience. In view of the many factors that may affect processing and application of our products, these data do not relieve processors from carrying out their own investigations and tests; neither do these data imply any guarantee of certain properties, nor the suitability of the products for a specific purpose. Any descriptions, drawings, photographs, data, proportions, weights etc. given herein are for general information purpose only; they may change without prior information and do not constitute the agreed contractual quality of the products (product specification). The latest version supersedes all previous versions. You can obtain the latest version from our website at [www.rmpaint.com](http://www.rmpaint.com) or directly from your sales partner. It is the responsibility of the recipient of our products to ensure that any proprietary rights and existing laws and legislation are observed.

R-M Automotive Refinish Paints, Z.I. du Merret F-60676 Clermont de l'Oise Cedex, Tel. (+33) (0) 3 44 77 77 77, 10/2017





## Vehicles damaged by hail

### B 1.1

#### Putty

	STOP UNI Hardener	100 g 3 g
	Coat:	2 – 3
	20°C 60°C	20 min. 10 min.
	(short wave) (medium wave)	4 min. 50 % 6 min.
	Dry with P80, P150, P240, then degrease with PK 1000	

#### Sealer






	AKROFILL D 501 FR 500 / R 2100 / R 2200 / R 2300	100% by vol. 25% by vol. 25% by vol.
	Spraycoats: Film thickness:	1 20 – 25 µm
	60°C	20 min.
	(short wave)	11 min.

Alternative: LIGHT FILLER GREY P 2530 observing the minimum film thickness of 60 µm.






## Vehicles damaged by hail

### B 1.1


#### Spray Filler

	STOP FILLER II STOP FILLER Hardener	100% by vol. 5% by vol.
	Spraycoats: Film thickness:	3 – 5 150 – 300 µm
	20°C 60°C	3 – 4 hours 30 min.
	(short wave) (medium wave)	10 Min. 50 % 15 – 20 min.
	Dry with P150, P240, then degrease with PK 1000. Prime sand through with EUROFILL or AM 850 / 880 PRIMEFILL	

#### Filler

	PERFECTFILLER GREY D 70 / D80 FR 500 / R 2100 / R 2200 / R 2300 You may use PROFILLER GREY / WHITE / BLACK or PERFECTFILLER WHITE / BLACK instead of PERFECTFILLER GREY	100% by vol. 25% by vol. 25% by vol.	
	Spraycoats: Film thickness:	2 50 – 70 µm	3 80 – 120 µm
	20°C 60°C	3 hours 20 min.	
	(short wave)	9 min.	
	Dry-sand with P400, then degrease with PK 2000.		

#### Topcoat

	DIAMONT, ONYX HD, UNO HD, UNO HD CP Apply in accordance with the Technical Data Sheet
---	--