

## UNO HD CP PLUS

Blending on the adjacent panel, blending with RAPIDCLEAR C 2570

### B 2.4

#### Process description

If the color cannot be matched by means of blending within the panel being repaired, the most efficient repair solution may be to blend in on the adjacent panel. Blending in on the adjacent panel avoids tinting, which takes a lot of time and is therefore expensive.

#### Substrates

- R-M fillers
- Automotive OEM finishes, fully cured and solvent-resistant
- Refinishes, fully cured and solvent-resistant

#### Products required

- UNO HD CP PLUS
- RAPIDCLEAR C 2570
- PK 700 and PK 2000

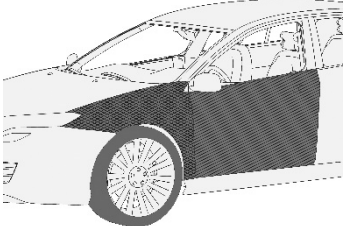
#### Safety instructions

It cannot be ruled out that these products contain particles < 0.1 µm.

The products are suitable for professional use only.

For the use of these products please adhere to the actual safety recommendations and the personal protective equipment.

#### 1) Pre-treatment

	<p>Degrease with PK 700 or PK 2000.</p> <p>Dry-sand the filler surfaces with P400.</p> <p>Dull the blending zone with a grey sanding pad.</p> <p>Degrease with PK 2000.</p>
---	---

The data contained in this publication are based on our current knowledge and experience. In view of the many factors that may affect processing and application of our products, these data do not relieve processors from carrying out their own investigations and tests; neither do these data imply any guarantee of certain properties, nor the suitability of the products for a specific purpose. Any descriptions, drawings, photographs, data, proportions, weights etc. given herein are for general information purpose only; they may change without prior information and do not constitute the agreed contractual quality of the products (product specification). The latest version supersedes all previous versions. You can obtain the latest version from our website at [www.mpaint.com](http://www.mpaint.com) or directly from your sales partner. It is the responsibility of the recipient of our products to ensure that any proprietary rights and existing laws and legislation are observed.

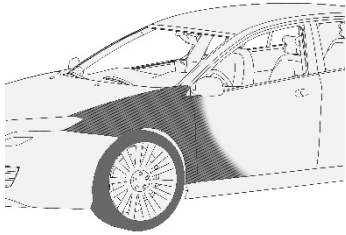
R-M Automotive Refinish Paints, Z.I. du Merret F-60676 Clermont de l'Oise Cedex, Tel. (+33) (0) 3 44 77 77 77, 11/2017

## UNO HD CP PLUS

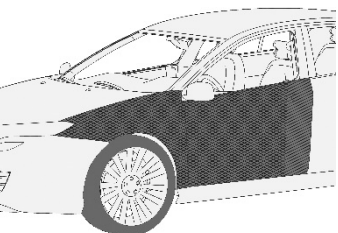
Blending on the adjacent panel, blending with RAPIDCLEAR C 2570

### B 2.4

#### 2) Applying UNO HD CP PLUS

	<b>Mixing ratio:</b>	Mix the UNO HD CP PLUS color.	
		UNO HD CP PLUS	100% by vol.
		H 2550	33% by vol.
		R 2100	33% by vol.
	<b>Application:</b>	2 spraycoats, overlapping onto the adjacent panel(s).	
	<b>Flash-off:</b>	10 – 15 minutes until tack free	

#### 3) Applying RAPIDCLEAR C 2570

	<b>Mixing ratio:</b>	RAPIDCLEAR C 2570	300% by vol.
		H 2500	100% by vol.
		R 2200	100% by vol.
		<b>Application:</b>	2 thin + 1 wet, overlapping.
	<b>Drying:</b>	30 minutes at 60°C	
		You may use EVERCLEAR C 2550 or GLOSSCLEAR C 2560 instead of RAPIDCLEAR C 2570	