

STARTOP HS

C 1450

MS clear coat variant STOP SILICONE

- Application:** To avoid cratering
- Key Features:** Traces of grease, oils and particularly silicone oils on the surface to be painted, in paint products or in the spraying air can cause surface defects such as “craters” or “fish eyes” in the paint film. In the medium and long term the root cause of cratering has to be identified and eliminated. STOP SILICONE is a short-term remedy to prevent cratering in individual repairs.
- Remarks:** The product is ready for use.
Note:
- Use STOP SILICONE only when necessary.
 - Never use more than the
- Cratering:**
Add ¼ or max. ½ capful of STOP SILICONE per liter of ready-for-use paint.

Solid Content	42 % +/-2
Density	0.9-1 g/cm ³
Storage temperature	5-45 °C
Shelf life	36 months

Safety advice:

It cannot be ruled out that this product contains particles < 0.1 µm.
The products are suitable for professional use only.

For the use of this product please adhere to the actual safety recommendations and the personal protective equipment.
The data contained in this publication are based on our current knowledge and experience. In view of the many factors that may affect processing and application of our products, these data do not relieve processors from carrying out their own investigations and tests; neither do these data imply any guarantee of certain properties, nor the suitability of the products for a specific purpose. Any descriptions, drawings, photographs, data, proportions, weights etc. given herein are for general information purpose only; they may change without prior information and do not constitute the agreed contractual quality of the products (product specification). The latest version supersedes all previous versions. You can obtain the latest version from our website at www.rmpaint.com or directly from your sales partner. It is the responsibility of the recipient of our products to ensure that any proprietary rights and existing laws and legislation are observed.



STARTOP HS

C 1450

MS clear coat variant STOP SILICONE

4:1:1



Mixing Ratio

100 Parts by volume C 1450 MS clear coat
(alternatively: 100 g)



Hardener

25 Parts by volume H 9000 Hardener, medium
(alternatively: 27 g)



Thinner

25 Parts by volume BC 020 THINNER
BC 030 THINNER
(alternatively: 23 g)
Mix well and strain before application.

Additiv

A 2910 Antisilicone additive
Quantity as mentioned above.



Spray viscosity at 20°C

DIN 4: 15-17 s
ISO 4: 28-34 s

Potlife at 20°C

3 h

Safety advice:

It cannot be ruled out that this product contains particles < 0.1 µm.
The products are suitable for professional use only.



For the use of this product please adhere to the actual safety recommendations and the personal protective equipment.
The data contained in this publication are based on our current knowledge and experience. In view of the many factors that may affect processing and application of our products, these data do not relieve processors from carrying out their own investigations and tests; neither do these data imply any guarantee of certain properties, nor the suitability of the products for a specific purpose. Any descriptions, drawings, photographs, data, proportions, weights etc. given herein are for general information purpose only; they may change without prior information and do not constitute the agreed contractual quality of the products (product specification). The latest version supersedes all previous versions. You can obtain the latest version from our website at www.rmpaint.com or directly from your sales partner. It is the responsibility of the recipient of our products to ensure that any proprietary rights and existing laws and legislation are observed.




STARTOP HS

C 1450

MS clear coat variant STOP SILICONE

	 HVLP spray gun	 Compliant gravity-feed spray gun
Application pressure	bar	2
Nozzle pressure	bar	0.7
Nozzle size	1.3	1.3-1.4
Number of spray coats	2	
Flash off at 20°C	min	1. Wait until the paint coat in which craters were detected is dry. 2. Apply one or two very thin coats of paint containing STOP SILICONE to the affected areas and allow the solvents to evaporate between coats. 3. Continue to apply the clear or topcoat as indicated in the technical data sheet of the product concerned. Important: Stove immediately after paint application (no flash-off).
Film thickness	µm	50-60

Drying

	Drying at 20°C	5 h Dust-free after 1 hour Fully cured after 24 hours
	Drying at 60°C	30 min

Please note: For automotive refinish, repair instructions of vehicle manufacturers, in particular regarding installed sensor technology, must always be observed in addition to the processing instructions given within this document.

Safety advice:

It cannot be ruled out that this product contains particles < 0.1 µm.

The products are suitable for professional use only.

For the use of this product please adhere to the actual safety recommendations and the personal protective equipment.

The data contained in this publication are based on our current knowledge and experience. In view of the many factors that may affect processing and application of our products, these data do not relieve processors from carrying out their own investigations and tests; neither do these data imply any guarantee of certain properties, nor the suitability of the products for a specific purpose. Any descriptions, drawings, photographs, data, proportions, weights etc. given herein are for general information purpose only; they may change without prior information and do not constitute the agreed contractual quality of the products (product specification). The latest version supersedes all previous versions. You can obtain the latest version from our website at www.rmpaint.com or directly from your sales partner. It is the responsibility of the recipient of our products to ensure that any proprietary rights and existing laws and legislation are observed.