



CARIZZMA CRYSTAL

Product description

In the early 2000s, vehicle manufacturers began using a unique pigment that, although small in size, exhibits a brilliant sparkle. There are both CRYSTAL BASE and ONYX HD bases that contain these exciting pigments. To identify the bases containing these pigments, the color description starts with "CRYSTAL".

The following colors are custom intermix colors which use these bases. They are best viewed in direct light, but are sure to turn heads in any lighting.

Paint system

Paint system 1: ONYX HD CARIZZMA CRYSTAL color over ONYX HD CARIZZMA Precoat

Paint system 2: ONYX HD CARIZZMA CRYSTAL color

Notes:

- Refer to technical data sheet "CARIZZMA Substrates and Pretreatment".
- If you have to apply multi-color finishes or a lot of masking tape to carry out different design paint jobs, it is recommended to add ONYX HD ACTIVATOR to the undercoat or basecoat in order to optimise its surface hardness and tape resistance.

Mixing ratio:

ONYX HD solid color*	100% by vol.	0.1 l
ONYX HD ACTIVATOR	5% by vol.	5 g
HYDROMIX	60 – 80% by vol.	60 – 80 g

Add ONYX HD ACTIVATOR and stir again carefully.

Add HYDROMIX and stir carefully.

Strain before application.

Potlife: 1 h (max.) at 20°C

Flash off: Flash off until mat after each spraycoat.

Drying: 20 min. at 60°C (before masking)

*ONYX HD ACTIVATOR is unsuitable for use in mixing formulas which contain the waterborne dispersions CB760, CB86R or CB 83R

2004/42/IB(d)(420)419:

The EU limit value for this product (product category: IIB.d) in ready-for-use form is max 420 grams of VOC per litre. The VOC content of this product is 419 g/l.





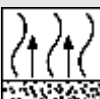


CARIZZMA CRYSTAL

Paint System 1

Precoat
Basecoat
Clear

ONYX HD CARIZZMA Precoat
ONYX HD CARIZZMA CRYSTAL color
CARIZZMA CUSTOMCLEAR CP

	<p>Mixing ratio</p>	<p>Precoat:</p> <p>ONYX HD CARIZZMA Precoat 100% by vol. HYDROMIX 60% by vol.</p> <p>Mix the ONYX HD Precoat to the formula and mix intensively immediately after weighing. Add HYDROMIX and mix intensively immediately after weighing. Strain before application.</p> <hr/> <p>Basecoat:</p> <p>ONYX HD CARIZZMA CRYSTAL color 100% by vol. HYDROMIX 60% by vol.</p> <p>Mix the ONYX HD basecoat to the formula and mix intensively immediately after weighing. Add HYDROMIX and mix intensively immediately after weighing. Strain before application. Attention: Do not insert a filter less than 190µm in the spraygun when applying a metallic or pearl effect basecoat</p>									
	<p>Spray viscosity</p> <p>Potlife</p>	<p>42 to 68 seconds ISO 4 cup at 20°C</p> <p>ONYX HD ready for use: 1 week in a sealed plastic vessel</p>									
	<p>Spraygun</p>	<p>HVLP gravity-feed spraygun 1.4 – 1.5 mm 0.7 bar at the nozzle</p>									
	<p>Application</p>	<table border="0"> <tr> <td></td> <td style="text-align: center;">Precoat</td> <td style="text-align: center;">Basecoat</td> </tr> <tr> <td>Spraycoats</td> <td style="text-align: center;">2 – 3</td> <td style="text-align: center;">1 – 2 + effect coat</td> </tr> <tr> <td>Film thickness:</td> <td style="text-align: center;">20 – 25 µm</td> <td style="text-align: center;">12 – 15 µm</td> </tr> </table>		Precoat	Basecoat	Spraycoats	2 – 3	1 – 2 + effect coat	Film thickness:	20 – 25 µm	12 – 15 µm
	Precoat	Basecoat									
Spraycoats	2 – 3	1 – 2 + effect coat									
Film thickness:	20 – 25 µm	12 – 15 µm									
	<p>Flash-off</p>	<p>Flash off until mat after each spraycoat.</p>									

Clear:

	<p>CARIZZMA CUSTOMCLEAR CP</p>	<p>Apply in accordance with the Technical Data Sheet.</p>
---	------------------------------------	---


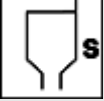





CARIZZMA CRYSTAL


Paint System 2

Basecoat
Clear

ONYX HD CARIZZMA CRYSTAL color
CARIZZMA CUSTOMCLEAR CP

	<p>Mixing ratio</p>	<p>Basecoat:</p> <p>ONYX HD CARIZZMA CRYSTAL color 100% by vol. HYDROMIX 60% by vol.</p> <p>Mix the ONYX HD basecoat to the formula and mix intensively immediately after weighing. Add HYDROMIX and mix intensively immediately after weighing. Strain before application.</p> <p>Attention: Do not insert a filter less than 190µm in the spraygun when applying a metallic or pearl effect basecoat</p>
	<p>Spray viscosity Potlife</p>	<p>42 to 68 seconds ISO 4 cup at 20°C</p> <p>ONYX HD ready for use: 1 week in a sealed plastic vessel</p>
	<p>Spraygun</p>	<p>HVLP gravity-feed spraygun 1.4 – 1.5 mm 0.7 bar at the nozzle</p>
	<p>Application</p>	<p>Spraycoats 1 or 2 + effect coat Film thickness 12 – 15 µm</p>
	<p>Flash-off</p>	<p>Flash off until mat after each spraycoat.</p>

Clear:

	<p>CARIZZMA CUSTOMCLEAR CP</p>	<p>Apply in accordance with the Technical Data Sheet.</p>
---	------------------------------------	---

The data contained in this publication are based on our current knowledge and experience. In view of the many factors that may affect processing and application of our products, these data do not relieve processors from carrying out their own investigations and tests; neither do these data imply any guarantee of certain properties, nor the suitability of the products for a specific purpose. Any descriptions, drawings, photographs, data, proportions, weights etc. given herein are for general information purpose only; they may change without prior information and do not constitute the agreed contractual quality of the products (product specification). The latest version supersedes all previous versions. You can obtain the latest version from our website at www.mpaint.com or directly from your sales partner. It is the responsibility of the recipient of our products to ensure that any proprietary rights and existing laws and legislation are observed.