



CARIZZMA EFFECT POWDER

Product description

CARIZZMA EFFECT POWDER for ONYX HD waterborne basecoats. Special effect finishes created with the CARIZZMA EFFECT POWDER change their color depending on lighting and angle of view. The CARIZZMA EFFECT POWDER can be used in ONYX HD colors (see Paint system 1 and 2). The CARIZZMA EFFECT POWDER can also be used in HB 100 (see Paint system 3) and sprayed over ONYX HD colors. By applying CARIZZMA EFFECT POWDER in HB 100 over ONYX HD colors, the color will be complete different. The color change can be intensified by increasing the amount of CARIZZMA EFFECT POWDER used and the film thickness applied. The color of the basecoat strongly influences the final color and its special effect.

The CARIZZMA EFFECT POWDER is available in the following colors:

PF 18 Arctic Ice
PF 54 Opal Marine
PF 65 Golden Emerald
PF 85 Extreme Bronze

Paint system

Paint system 1: CARIZZMA EFFECT POWDER color formulas CZ-
Paint system 2: ONYX HD with own color variation with CARIZZMA EFFECT POWDER "Customized version"
Paint system 3: HB 100 with CARIZZMA EFFECT POWDER

Notes:

- Refer to technical data sheet "CARIZZMA Substrates and Pre Treatment".
- If you have to apply multi-color finishes or a lot of masking tape to carry out different design paint jobs, it is recommended to add ONYX HD ACTIVATOR to the undercoat or basecoat in order to optimise its surface hardness and tape resistance.

Mixing ratio:

| | | |
|----------------------|------------------|-----------|
| ONYX HD solid color* | 100% by vol. | 0,1 l |
| ONYX HD ACTIVATOR | 5% by vol. | 5 g |
| HYDROMIX | 60 – 80% by vol. | 60 – 80 g |

Add ONYX HD ACTIVATOR and stir again carefully.

Add HYDROMIX and stir carefully.

Strain before application.

Potlife: 1 h (max.) at 20°C

Flash off: Flash off until mat after each spraycoat.

Drying: 20 min. at 60°C (before masking)

*ONYX HD ACTIVATOR is unsuitable for use in mixing formulas which contain the waterborne dispersions CB76O, CB86R or CB 83R

- Do not only start stirring after the addition of HYDROMIX SLOW, but carefully stir immediately after the addition of the CARIZZMA EFFECT POWDER to HB 100.
- The more CARIZZMA EFFECT POWDER you add, the more intense the special effect becomes.
- Do not spray with CARIZZMA EFFECT POWDER a effect coat, because the desired orientation from the CARIZZMA EFFECT POWDER is only in wet spraycoats possible.
- Do not sand the CARIZZMA EFFECT POWDER coat.
- **Please Note:** It is absolutely necessary to keep the film thickness tolerance in our technical information

2004/42/IB(d)(420)419:

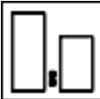




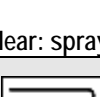
The EU limit value for this product (product category: IIB.d) in ready-for-use form is max 420 grams of VOC per litre. The VOC content of this product is 419 g/l.




CARIZZMA EFFECT POWDER

Paint system 1

Precoat ONYX HD CARIZZMA Precoat
 Basecoat CARIZZMA EFFECT POWDER color formulas from the CARIZZMA folder
 Clear CARIZZMA CUSTOMCLEAR CP (2 times with intermediate drying and intermediate sanding with P500 / P1000)

| | | | | | | | | | | | |
|---|------------------------|--|--|---------|--------------------------------------|------------|-------|---|-----------------|------------|------------|
|  | <p>Mixing ratio</p> | <p>Precoat:</p> <p>ONYX HD CARIZZMA Precoat 100% by vol. HYDROMIX 60% by vol.</p> <p>Mix the ONYX HD Precoat to the formula and mix intensively immediately after weighing. Add HYDROMIX and mix intensively immediately after weighing. Strain before application.</p> <hr/> <p>Basecoat with CARIZZMA EFFECT POWDER:</p> <p>ONYX HD mix to the formula and mix intensively CARIZZMA EFFECT POWDER mix to the formula and mix intensively</p> <p>Mix this with HYDROMIX SLOW 100% by vol. : 60% by vol. and mix intensively immediately after weighing. Attention: Filter it after mixing (above 300µm). Do not insert a filter in spraygun less 300µm when applying CARIZZMA EFFECT POWDER.</p> | | | | | | | | | |
|  | <p>Spray viscosity</p> | <p>42 to 68 seconds ISO 4 cup at 20°C</p> | | | | | | | | | |
|  | <p>Potlife</p> | <p>ONYX HD ready for use: 1 week in a sealed plastic vessel.</p> | | | | | | | | | |
|  | <p>Spraygun</p> | <p>HVLP gravity-feed spraygun 1.4 – 1.5 mm 0.7 bar at the nozzle</p> | | | | | | | | | |
|  | <p>Application</p> | <table border="0"> <tr> <td></td> <td>Precoat</td> <td>Basecoat with CARIZZMA EFFECT POWDER</td> </tr> <tr> <td>Spraycoats</td> <td>2 – 3</td> <td>1 – 2 wet coat (Don't spray a effect coat after flash off)</td> </tr> <tr> <td>Film thickness:</td> <td>15 – 25 µm</td> <td>20 – 25 µm</td> </tr> </table> | | Precoat | Basecoat with CARIZZMA EFFECT POWDER | Spraycoats | 2 – 3 | 1 – 2 wet coat (Don't spray a effect coat after flash off) | Film thickness: | 15 – 25 µm | 20 – 25 µm |
| | Precoat | Basecoat with CARIZZMA EFFECT POWDER | | | | | | | | | |
| Spraycoats | 2 – 3 | 1 – 2 wet coat (Don't spray a effect coat after flash off) | | | | | | | | | |
| Film thickness: | 15 – 25 µm | 20 – 25 µm | | | | | | | | | |
|  | <p>Flash-off</p> | <p>Flash off until mat after each spraycoat.</p> | | | | | | | | | |

Clear: spray 2 times with oven drying and sanding with P500 / P1000 between both coats

| | | |
|---|--------------------------------|---|
|  | <p>CARIZZMA CUSTOMCLEAR CP</p> | <p>Apply in accordance with the Technical Data Sheet.</p> |
|---|--------------------------------|---|



CARIZZMA EFFECT POWDER

Paint system 2

Precoat ONYX HD
 Basecoat ONYX HD with own color variation with CARIZZMA EFFECT POWDER
 Clear CARIZZMA CUSTOMCLEAR CP (2 times with intermediate drying and intermediate sanding with P500 / P1000).

| | Mixing ratio | <p>Precoat:</p> <p>ONYX HD solid or metallic color 100% by vol. HYDROMIX 60% by vol.</p> <p>Mix the ONYX HD Precoat to the formula and mix intensively immediately after weighing. Add HYDROMIX and mix intensively immediately after weighing. Strain before application.</p> | | | | | | | | | | | | | | | | | | | | |
|----------------|-----------------|--|---|---------|--|--------------------------------------|--|---------------|----------------|--|------------|-------|-------|----------------|--|--|---------------|---|----------------|------------|------------|------------|
| | | <p>Basecoat with CARIZZMA EFFECT POWDER:</p> <p>ONYX HD 100 g mix to the formula and mix intensively CARIZZMA EFFECT POWDER 1 to 5 g mix to the formula HB 100 3 to 15 g mix to the formula and mix intensively (add HB 100 (3:1) with the EFFECT POWDER)</p> <p>Mix this with HYDROMIX SLOW 100% by vol. : 60% by vol. and mix intensively immediately after weighing. Attention: Filter it after mixing (above 300µm). Do not insert a filter in the spraygun less 300µm when applying CARIZZMA EFFECT POWDER</p> | | | | | | | | | | | | | | | | | | | | |
| | | | | | | | | | | | | | | | | | | | | | | |
| | Spray viscosity | 42 to 68 seconds ISO 4 cup at 20°C | | | | | | | | | | | | | | | | | | | | |
| | Potlife | ONYX HD ready for use: 1 week in a sealed plastic vessel. | | | | | | | | | | | | | | | | | | | | |
| | Spraygun | HVLP gravity-feed spraygun 1.4 - 1.5 mm 0.7 bar at the nozzle | | | | | | | | | | | | | | | | | | | | |
| | Application | <table border="0"> <thead> <tr> <th></th> <th colspan="2">Precoat</th> <th>Basecoat with CARIZZMA EFFECT POWDER</th> </tr> <tr> <th></th> <th>Solid color /</th> <th>Metallic color</th> <th></th> </tr> </thead> <tbody> <tr> <td>Spraycoats</td> <td>2 – 3</td> <td>1 – 2</td> <td>1 – 2 wet coat</td> </tr> <tr> <td></td> <td></td> <td>+ effect coat</td> <td>(Don't spray a effect coat after flash off)</td> </tr> <tr> <td>Film thickness</td> <td>20 – 25 µm</td> <td>12 – 15 µm</td> <td>15 – 25 µm</td> </tr> </tbody> </table> | | Precoat | | Basecoat with CARIZZMA EFFECT POWDER | | Solid color / | Metallic color | | Spraycoats | 2 – 3 | 1 – 2 | 1 – 2 wet coat | | | + effect coat | (Don't spray a effect coat after flash off) | Film thickness | 20 – 25 µm | 12 – 15 µm | 15 – 25 µm |
| | Precoat | | Basecoat with CARIZZMA EFFECT POWDER | | | | | | | | | | | | | | | | | | | |
| | Solid color / | Metallic color | | | | | | | | | | | | | | | | | | | | |
| Spraycoats | 2 – 3 | 1 – 2 | 1 – 2 wet coat | | | | | | | | | | | | | | | | | | | |
| | | + effect coat | (Don't spray a effect coat after flash off) | | | | | | | | | | | | | | | | | | | |
| Film thickness | 20 – 25 µm | 12 – 15 µm | 15 – 25 µm | | | | | | | | | | | | | | | | | | | |
| | Flash-off | Flash off until mat after each spraycoat. | | | | | | | | | | | | | | | | | | | | |

Clear: spray 2 times with oven drying and sanding with P500 / P1000 between both coats


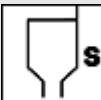



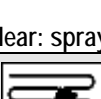
| | | |
|--|-------------------------|--|
| | CARIZZMA CUSTOMCLEAR CP | Apply in accordance with the Technical Data Sheet. |
|--|-------------------------|--|




CARIZZMA EFFECT POWDER

Paint system 3

Precoat ONYX HD
 Basecoat HB 100 with CARIZZMA EFFECT POWDER
 Clear CARIZZMA CUSTOMCLEAR CP(2 times with intermediate drying and intermediate sanding with P500 / P1000)

|  | <p>Mixing ratio</p> | <p>Precoat:</p> <table border="0"> <tr> <td>ONYX HD solid or metallic basecoat</td> <td style="text-align: right;">100% by vol.</td> </tr> <tr> <td>HYDROMIX</td> <td style="text-align: right;">60% by vol.</td> </tr> </table> <p>Mix the ONYX HD basecoat to the formula and mix intensively immediately after weighing. Add HYDROMIX and mix intensively immediately after weighing. Strain before application. Attention: Do not insert a filter less than 190µm in the spraygun When applying a metallic or pearl effect basecoat</p> <hr/> <p>Basecoat with EFFECT POWDER:</p> <table border="0"> <tr> <td>HB 100</td> <td style="text-align: right;">100 g</td> </tr> <tr> <td>CARIZZMA EFFCET POWDER</td> <td style="text-align: right;">0.3 – 5 g (mix intensively)</td> </tr> </table> <p>Mix this with HYDROMIX SLOW 100% by vol. : 60% by vol. and mix intensively immediately after weighing. Attention: Filter it after mixing (above 300µm). Do not insert a filter in the spraygun less 300µm when applying CARIZZMA EFFECT POWDER</p> | ONYX HD solid or metallic basecoat | 100% by vol. | HYDROMIX | 60% by vol. | HB 100 | 100 g | CARIZZMA EFFCET POWDER | 0.3 – 5 g (mix intensively) | | | | | | | | |
|---|------------------------------|--|---|--------------|----------|--------------------------------------|--------|------------------------------|------------------------|-----------------------------|------------|-------|------------------------|---|----------------|------------|------------|------------|
| ONYX HD solid or metallic basecoat | 100% by vol. | | | | | | | | | | | | | | | | | |
| HYDROMIX | 60% by vol. | | | | | | | | | | | | | | | | | |
| HB 100 | 100 g | | | | | | | | | | | | | | | | | |
| CARIZZMA EFFCET POWDER | 0.3 – 5 g (mix intensively) | | | | | | | | | | | | | | | | | |
|  | <p>Spray viscosity</p> | <p>42 to 68 seconds ISO 4 cup at 20°C</p> | | | | | | | | | | | | | | | | |
|  | <p>Potlife</p> | <p>ONYX HD ready for use: 1 week in a sealed plastic vessel</p> | | | | | | | | | | | | | | | | |
|  | <p>Sprayguns</p> | <p>HVLP gravity-feed spraygun 1.4 – 1.5 mm 0.7 bar at the nozzle</p> | | | | | | | | | | | | | | | | |
|  | <p>Application</p> | <table border="0"> <thead> <tr> <th></th> <th colspan="2">Precoat</th> <th>Basecoat with CARIZZMA EFFECT POWDER</th> </tr> <tr> <th></th> <th>Solid color / Metallic color</th> <th></th> <th></th> </tr> </thead> <tbody> <tr> <td>Spraycoats</td> <td>2 – 3</td> <td>1 – 2 + effect coat</td> <td>1 – 2 wet coat (Don't spray a effect coat after flash off)</td> </tr> <tr> <td>Film thickness</td> <td>20 – 25 µm</td> <td>12 – 15 µm</td> <td>15 – 25 µm</td> </tr> </tbody> </table> | | Precoat | | Basecoat with CARIZZMA EFFECT POWDER | | Solid color / Metallic color | | | Spraycoats | 2 – 3 | 1 – 2 + effect coat | 1 – 2 wet coat (Don't spray a effect coat after flash off) | Film thickness | 20 – 25 µm | 12 – 15 µm | 15 – 25 µm |
| | Precoat | | Basecoat with CARIZZMA EFFECT POWDER | | | | | | | | | | | | | | | |
| | Solid color / Metallic color | | | | | | | | | | | | | | | | | |
| Spraycoats | 2 – 3 | 1 – 2 + effect coat | 1 – 2 wet coat (Don't spray a effect coat after flash off) | | | | | | | | | | | | | | | |
| Film thickness | 20 – 25 µm | 12 – 15 µm | 15 – 25 µm | | | | | | | | | | | | | | | |
|  | <p>Flash-off</p> | <p>Flash off until mat after each spraycoat.</p> | | | | | | | | | | | | | | | | |

Clear: spray 2 times with oven drying and sanding with P500 / P1000 between both coats

| | | |
|---|--------------------------------|---|
|  | <p>CARIZZMA CUSTOMCLEAR CP</p> | <p>Apply in accordance with the Technical Data Sheet.</p> |
|---|--------------------------------|---|

The data contained in this publication are based on our current knowledge and experience. In view of the many factors that may affect processing and application of our products, these data do not relieve processors from carrying out their own investigations and tests; neither do these data imply any guarantee of certain properties, nor the suitability of the products for a specific purpose. Any descriptions, drawings, photographs, data, proportions, weights etc. given herein are for general information purpose only; they may change without prior information and do not constitute the agreed contractual quality of the products (product specification). The latest version supersedes all previous versions. You can obtain the latest version from our website at www.mpaint.com or directly from your sales partner. It is the responsibility of the recipient of our products to ensure that any proprietary rights and existing laws and legislation are observed.